

ROTATOR FHR 6FD1

STATIC
LOAD



60 kN

DYNAMIC
LOAD



30 kN

TORQUE
at 25MPa



1850 Nm

OILFLOW



25 l/min

WEIGHT



45 kg



**DOUBLE
BEARING**



**FORGED
STEEL**

Grapple open
G1/2" Max 250 bar

Rotate left/right
G1/2" Max 250 bar

Grapple close
G1/2" Max 300 bar

Rotator with
two bearings
to withstand
compression and
stretching forces

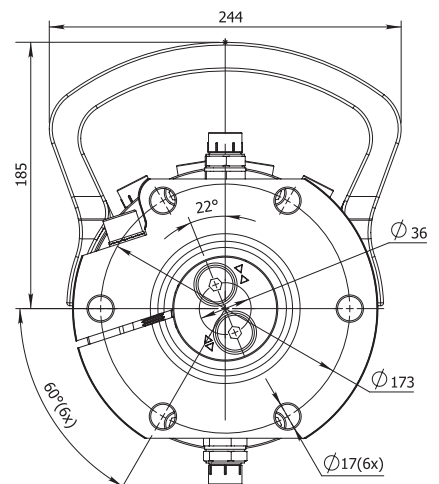
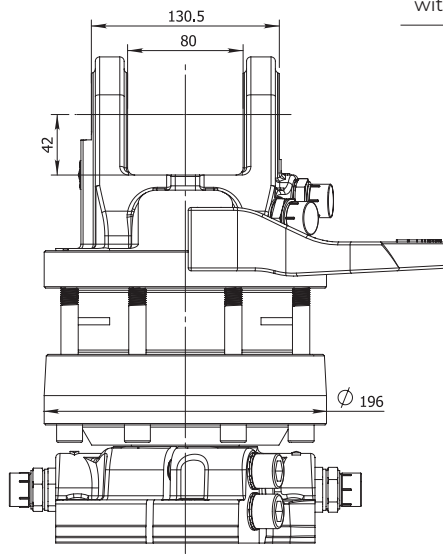
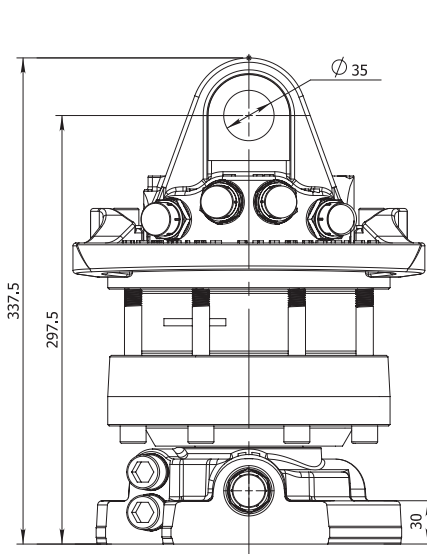
Grapple open
G1/2"

Rotator
designed
for intensive
professional use
and extended
long lifetime

Grapple close
G1/2"

Optional open/close channels

Robust and shock
resistant steel flange
for fitting the grapple
in standard pattern
with 6xM16 bolts



FORESTRY



AGRICULTURE



CONSTRUCTION



GENERAL CARGO



RECYCLING

